

# RG-ES200 Series Smart Cloud Managed Switches

Unique Value for CCTV Network



## Highlights

- Abundant models fit needs for access layer in SMB network
- Cost-Effective Smart Cloud Managed Switches
- IP Camera Recognition, Unique Value for CCTV Network
- Automatic Loop Prevention Ensures Service Continuity
- Lifetime management on Ruijie Cloud at anytime anywhere

# Highlight Features

## RG-ES200 Series Switches

Gigabit access switch fits the needs in SMB network



802.3at / 802.3af



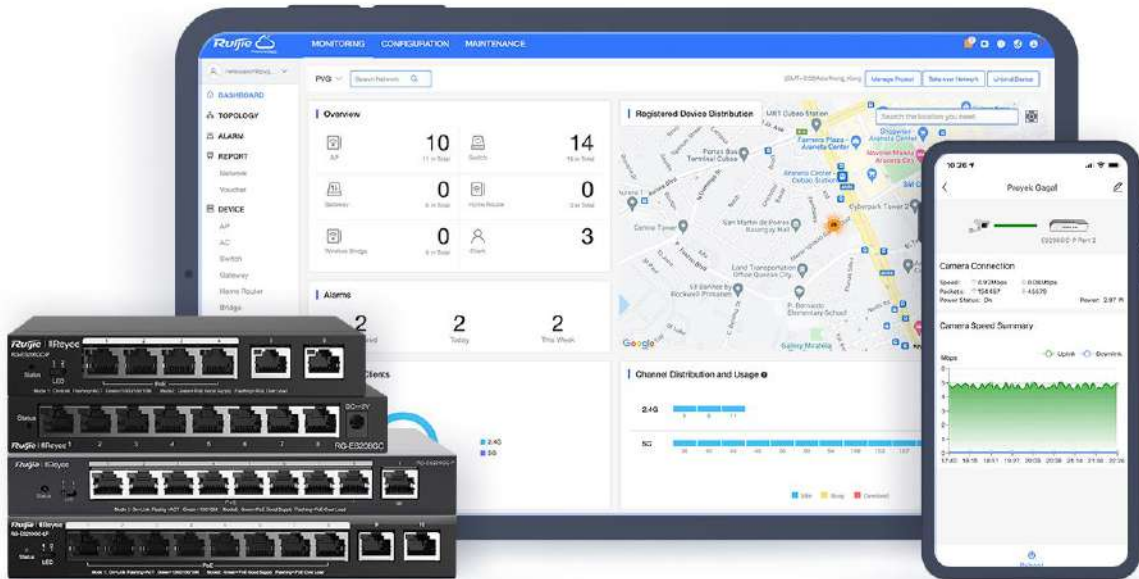
Abundant Application Scenarios



Centralized Cloud Management

## Cost-Effective Smart Cloud Managed Switches

ES200 adopts a light-weighted Cloud management design, providing faster response to support richer features.



IP Camera/NVR recognition



Automatic Loop Prevention




Mobile VLAN Configuration



Intelligent PoE Adaptive

# Highlight Features

## Unique Value for CCTV Network



250 meters transmission\*

Flexible extend mode

IPC Offline Alarm

Individual port reboot

Reboot succeeded

## Automatic Loop Prevention Ensures Service Continuity

Network stays connected when network loop happens



Loop Prevention  
Detects and prevents loops automatically.

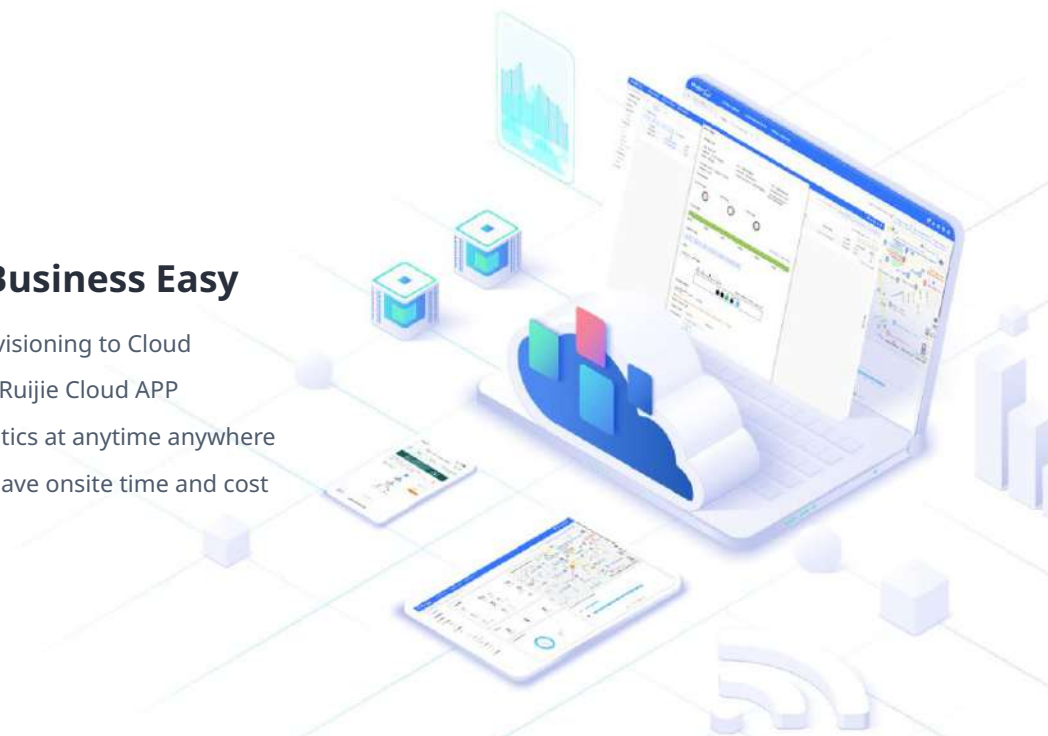
Loop Prevention  
Detects and prevents loops automatically.

Loop Prevention  
Detects and prevents loops automatically.

## / Highlight Features

### **Cloud, Make Your Business Easy**

- SON, zero touch provisioning to Cloud
- Configure VLANs on Ruijie Cloud APP
- Monitor switch statistics at anytime anywhere
- Easy maintenance, save onsite time and cost



# Specifications

## Basic

Model	RG-ES205GC-P	RG-ES205GC	RG-ES206GC-P	RG-ES206GS-P	RG-ES208GC	RG-ES209GC-P	RG-ES210GC-LP
10/100/1000Base-T ports	5	5	6	6	8	9	10
1000Base-X SFP ports	-	-	-	1 combo SFP	-	-	-
PoE/PoE+ ports	4	-	4	4	-	8	8
Max. PoE budget	54W	-	54W	54W	-	120W	70W
Layer Type	Layer 2	Layer 2	Layer 2	Layer 2	Layer 2	Layer 2	Layer 2
Switching capacity	10 Gbps	10 Gbps	12 Gbps	12 Gbps	16 Gbps	18 Gbps	20 Gbps
Forwarding rate	7.44 Mpps	7.44 Mpps	8.93 Mpps	8.93 Mpps	11.90 Mpps	13.39 Mpps	14.88 Mpps
Packet Buffer	1 Mbit	1 Mbit	1 Mbit	1.5Mbit	1.5 Mbit	1.5 Mbit	1.5 Mbit
MAC address table	2000	2000	4000	4000	4000	4000	4000
Maximum VLAN Support	16	16	16	16	16	16	16
Dimensions (W x D x H)	148 mm x 78 mm x 26 mm	119 mm x 75 mm x 24 mm	148 mm x 78 mm x 26 mm	148 mm x 78 mm x 26 mm	160 mm x 75 mm x 24 mm	202 mm x 108 mm x 28 mm	202 mm x 108 mm x 28 mm
Weight (With package)	0.9 kg	0.36 kg	0.79 kg	1.2kg	0.49 kg	1.3 kg	1.38 kg
MTBF	> 200,000	> 200,000	> 200,000	> 200,000	> 200,000	> 200,000	> 200,000
Warranty	3 Years	3 Years	3 Years	3 Years	3 Years	3 Years	3 Years

## Software Features

10/100/1000M Auto/Full/Half Duplex Negotiation	✓	✓	✓	✓	✓	✓	✓
Flow Control	✓	✓	✓	✓	✓	✓	✓
Storm Suppression	✓	✓	✓	✓	✓	✓	✓
Management IP	10.44.77.200	10.44.77.200	10.44.77.200	10.44.77.200	10.44.77.200	10.44.77.200	10.44.77.200
VLAN Range	1 - 4094	1 - 4094	1 - 4094	1 - 4094	1 - 4094	1 - 4094	1 - 4094
Port-based VLAN	✓	✓	✓	✓	✓	✓	✓

# Specifications

## Software Features

Model	RG-ES205GC-P	RG-ES205GC	RG-ES206GC-P	RG-ES206GS-P	RG-ES208GC	RG-ES209GC-P	RG-ES210GC-LP
STP / RSTP	-	-	-	-	-	-	-
QoS	-	-	-	-	-	-	-
ACL	-	-	-	-	-	-	-
DHCP Client	✓	✓	✓	✓	✓	✓	✓
DHCP Snooping	✓	✓	✓	✓	✓	✓	✓
Telnet	1 session	1 session	1 session	1 session	1 session	1 session	1 session
SSH	-	-	-	-	-	-	-
DNS Client	✓	✓	✓	✓	✓	✓	✓
SNMP v1/v2/v3	-	-	-	-	-	-	-
Many-to-one Port Mirroring	✓	✓	✓	✓	✓	✓	✓
Downlink Loop Protection	✓	✓	✓	✓	✓	✓	✓
Loop Disabled Port	✓	✓	✓	✓	✓	✓	✓
Disconnection Duration	2s	2s	2s	2s	2s	2s	2s
Flow Control	✓	✓	✓	✓	✓	✓	✓
Cable Testing	✓	✓	✓	✓	✓	✓	✓
Web-based Management	✓	✓	✓	✓	✓	✓	✓
HTTP	✓	✓	✓	✓	✓	✓	✓
Cloud Management	✓	✓	✓	✓	✓	✓	✓



# Specifications

## Basic

Model	RG-ES210GS-P	RG-ES216GC-V2/V1	RG-ES218GC-P	RG-ES220GS-P	RG-ES224GC-V2/V1	RG-ES226GC-P	RG-ES228GS-P
10/100/1000Base-T ports	10	16	16	18	24	24	26
1000Base-X SFP ports	1 combo SFP	-	2	2	-	2	2
PoE/PoE+ ports	8	-	16	16	-	24	24
Max. PoE budget	120W	-	240W	250W	-	370W	370W
Layer Type	Layer 2	Layer 2	Layer 2	Layer 2	Layer 2	Layer 2	Layer 2
Switching capacity	20 Gbps	32 Gbps	36 Gbps	40 Gbps	48 Gbps	52 Gbps	56 Gbps
Forwarding rate	14.8 Mpps	23.81 Mpps	26.78 Mpps	29.76Mpps	35.71 Mpps	38.69 Mpps	41.664Mpps
Packet Buffer	1.5Mbit	4.1 Mbit	4.1 Mbit	4.1 Mbit	4.1 Mbit	4.1 Mbit	4.1 Mbit
MAC address table	4000	8000	8000	8000	8000	8000	8000
Maximum VLAN Support	16	16	16	16	16	16	16
Dimensions (W x D x H)	202 mm x 108 mm x 28 mm	440 mm x 165 mm x 44 mm	300 mm x 230 mm x 43.6 mm	300 mm x 223 mm x 43.6 mm	440 mm x 165 mm x 44 mm	440 mm x 289 mm x 43.6 mm	440 mm x 214.9 mm x 44 mm
Weight (With package)	1.38kg	2.7 kg	3.5 kg	2.8kg	2.8 kg	4.2 kg	4.0kg
MTBF	> 200,000	> 200,000	> 200,000	> 200,000	> 200,000	> 200,000	> 200,000
Warranty	3 Years	3 Years	3 Years	3 Years	3 Years	3 Years	3 Years

## Software Features

10/100/1000M Auto/ Full/Half Duplex Negotiation	✓	✓	✓	✓	✓	✓	✓
Flow Control	✓	✓	✓	✓	✓	✓	✓
Storm Suppression	✓	✓	✓	✓	✓	✓	✓
Management IP	10.44.77.200	10.44.77.200	10.44.77.200	10.44.77.200	10.44.77.200	10.44.77.200	10.44.77.200
VLAN Range	1 - 4094	1 - 4094	1 - 4094	1 - 4094	1 - 4094	1 - 4094	1 - 4094
Port-based VLAN	✓	✓	✓	✓	✓	✓	✓



# Specifications

## Software Features

Model	RG-ES210GS-P	RG-ES216GC-V2/V1	RG-ES218GC-P	RG-ES220GS-P	RG-ES224GC-V2/V1	RG-ES226GC-P	RG-ES228GS-P
STP / RSTP	-	-	-	-	-	-	-
QoS	-	-	-	-	-	-	-
ACL	-	-	-	-	-	-	-
DHCP Client	✓	✓	✓	✓	✓	✓	✓
DHCP Snooping	✓	✓	✓	✓	✓	✓	✓
Telnet	1 session	1 session	1 session	1 session	1 session	1 session	1 session
SSH	-	-	-	-	-	-	-
DNS Client	✓	✓	✓	✓	✓	✓	✓
SNMP v1/v2/v3	-	-	-	-	-	-	-
Many-to-one Port Mirroring	✓	✓	✓	✓	✓	✓	✓
Downlink Loop Protection	✓	✓	✓	✓	✓	✓	✓
Loop Disabled Port	✓	✓	✓	✓	✓	✓	✓
Disconnection Duration	2s	2s	2s	2s	2s	2s	2s
Flow Control	✓	✓	✓	✓	✓	✓	✓
Cable Testing	✓	✓	✓	✓	✓	✓	✓
Web-based Management	✓	✓	✓	✓	✓	✓	✓
HTTP	✓	✓	✓	✓	✓	✓	✓
Cloud Management	✓	✓	✓	✓	✓	✓	✓



# Package Contents

Device	RG-ES205GC-P	RG-ES205GC	RG-ES206GC-P	RG-ES206GS-P	RG-ES208GC	RG-ES209GC-P	RG-ES210GC-LP
Power Supply	Power Adapter	Power Adapter	Power Adapter	Power Adapter	Power Adapter	Power Adapter	Power Adapter
Quick Start Guide	1	1	1	1	1	1	1
Warranty Card	1	1	1	1	1	1	1
Accessories	-	-	-	-	-	-	-
Package Weight	0.9 kg	0.36 kg	0.79 kg		0.49 kg	1.3 kg	1.38 kg
Package Dimension (w x d x h)	249 mm x 217 mm x 62 mm	178 mm x 158 mm x 52 mm	249 mm x 217 mm x 62 mm	232mmx211mmx61mm	197 mm x 172 mm x 52 mm	305 mm x 289 mm x 64 mm	305 mm x 289 mm x 64 mm

Device	RG-ES210GS-P	RG-ES216GC-V2/V1	RG-ES218GC-P	RG-ES220GS-P	RG-ES224GC-V2/V1	RG-ES226GC-P	RG-ES228GS-P
Power Supply	Power Adapter	Power cable	Power cable	Power cable	Power cable	Power cable	Power cable
Quick Start Guide	1	1	1	1	1	1	1
Warranty Card	1	1	1	1	1	1	1
Accessories	-	Mounting bracket * 2, Foot pad * 4, Screws * 6	Mounting bracket * 2, Foot pad * 4, Screws * 8	Mounting bracket * 2, Foot pad * 4, Screws * 6	Mounting bracket, Foot pad * 4, Screws * 6	Mounting bracket * 2, Foot pad * 4, Screws * 8	Mounting bracket * 2, Foot pad * 4, Screws * 6
Package Weight		2.7 kg	3.5 kg	2.8kg	2.8 kg	4.2 kg	4.0kg
Package Dimension (w x d x h)	262mm x 222 mm x 75mm	539 mm x 254 mm x 92 mm	419 mm x 301 mm x 123 mm	300 mm x 223 mm x 43.6 mm"	539 mm x 254 mm x 92 mm	539 mm x 406 mm x 114 mm	440 mm x 214.9 mm x 44 mm

*Ruijie* | RCYCC

 **Redefine your easy network**

---

Copyright ©2000-2023 Ruijie Networks Co., Ltd. All rights reserved.

No part of this document may be reproduced or transmitted in any form or any means without prior written consent of Ruijie Networks Co., Ltd.

#### Notice

This content is applicable only to regions outside the China mainland. Ruijie Networks Co., Ltd. reserves the right to interpret this content.

The information contained herein is subject to change without notice. Nothing herein should be construed as constituting an additional warranty. Ruijie Networks Co., Ltd. shall not be liable for technical or editorial errors or omissions contained herein.



Ruijie Networks Co., Ltd.  
Building 19, Juyuanzhou Industrial Park, No.618 Jinshan  
Road, Cangshan District, Fuzhou, Fujian, China  
Website: <https://www.ruijienetworks.com>