

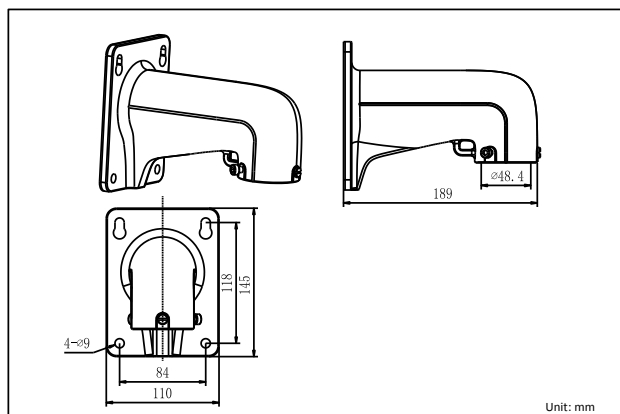
HIA-B472

Short Arm Wall Mount Bracket

Features:

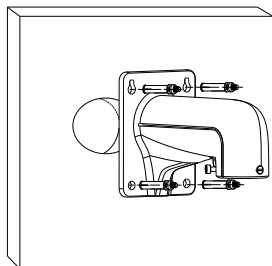
- Aluminum alloy material with surface spray treatment
- Exquisite and small design
- Design of safety rope for more convenient installation

Dimension:

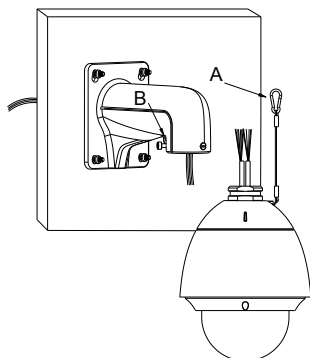


Installation Step:

① Choose appropriate wall for bracket installation



③ Tie the safety rope to hook and thread the cable



A: Safety rope B: Hook

Order Model:

HIA-B472

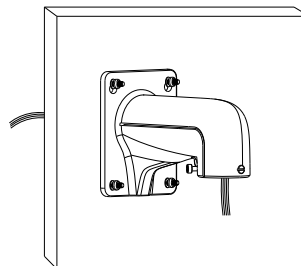
Parameter:

Model	HIA-B472
Parameter	Short Arm Wall Mount Bracket
Appearance	Hikvision White
Range of Application	For speed dome wall mount
Material	Aluminum Alloy
Dimension	110×145×189mm
Weight	550g

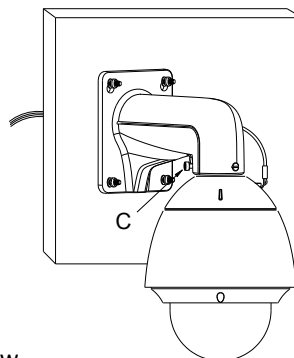
Notice:

- The bracket should be installed on plat wall
- Load capacity of pole should be more than 3 times the weight of camera and bracket
- Load capacity of clamp is 30KG

② Thread the cable



④ Install the speed dome and screw up the set screw; installation complete



C: Set screw

Note: The actual bracket may vary from the picture above.